

# Equal group dominoes (2 – 4 players)

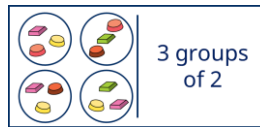


## Equipment needed

- 'Equal group' domino cards (use the set given or create your own)

## Instructions

1. Shuffle the dominoes and place them all in a pile facing down.
2. Each player collects four dominoes.
3. Player 1 places a domino on the table.



4. Players take turns to join one of their dominos to either end of the dominoes on the table.



They can only place a domino if they can match a description to a picture or a picture to a description.



If they have no dominoes that match, they must pick up a new domino.

The winner is the first player to place **all their dominoes** into the line.


# Equal group dominoes (2 – 4 players)

## Printable 'equal group' domino cards



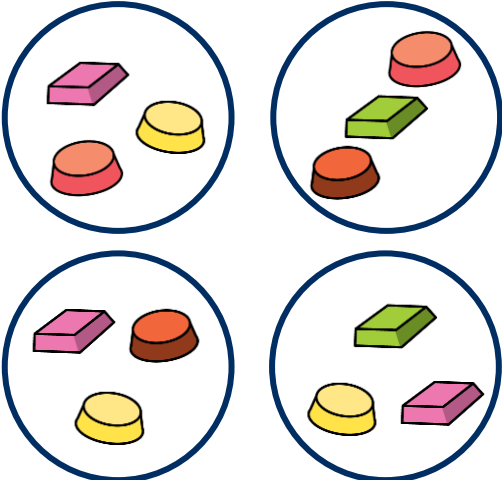
3 groups of 2

This domino card features two circles on the left, each containing two pinecones, representing three equal groups of two. To the right of a vertical line, the text "3 groups of 2" is written in blue.



3 groups of 2

This domino card features two circles on the left, each containing one banana, representing three equal groups of one. To the right of a vertical line, the text "3 groups of 2" is written in blue.



3 groups of 2


This domino card features four circles on the left, each containing two different shapes (a square and a circle), representing three equal groups of two. To the right of a vertical line, the text "3 groups of 2" is written in blue.

# Equal group dominoes (2 – 4 players)


## Printable 'equal group' domino cards



3 groups  
of 2




2 groups  
of 3




2 groups  
of 3

# Equal group dominoes (2 – 4 players)

## Printable 'equal group' domino cards



2 groups  
of 3



2 groups  
of 3



2 groups  
of 1

# Equal group dominoes (2 – 4 players)


## Printable 'equal group' domino cards



2 groups  
of 1



2 groups  
of 1



2 groups  
of 1

# Equal group dominoes (2 – 4 players)

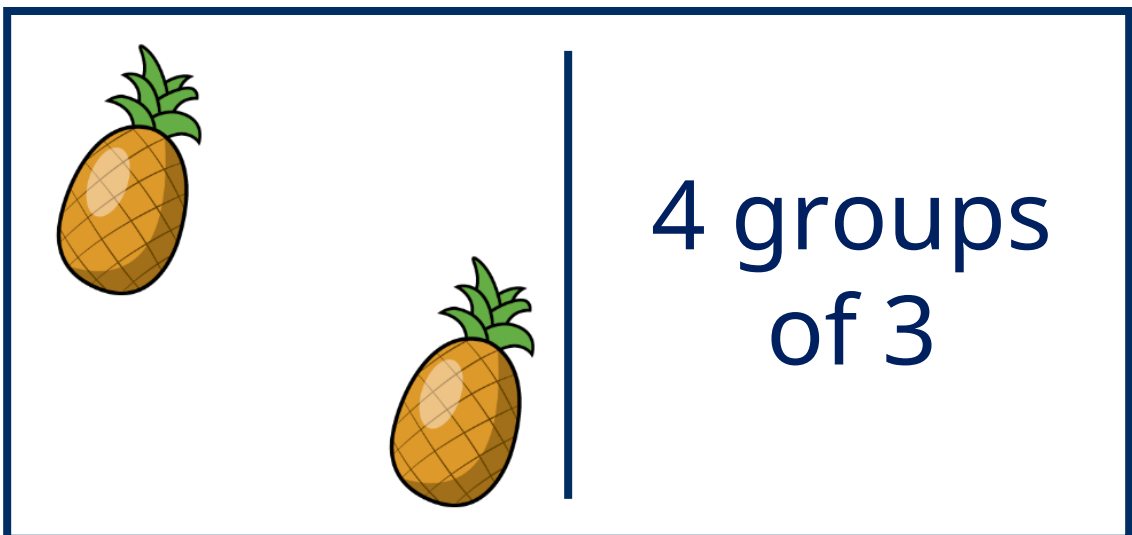
## Printable 'equal group' domino cards



A domino card with a blue border. On the left side, there are four groups of three yellow bananas each, arranged in two rows of two. A vertical line separates the image from the text on the right. The text reads "4 groups of 3".



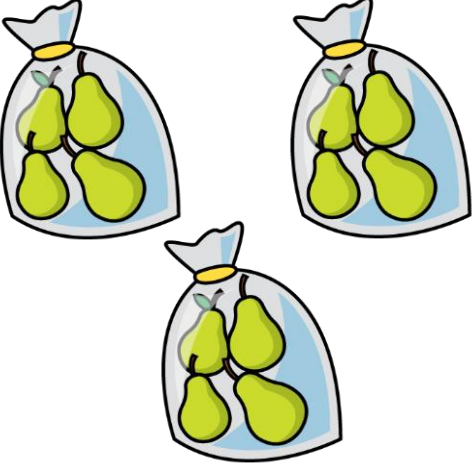
A domino card with a blue border. On the left side, there are two bags of pears. Each bag contains three green pears. A vertical line separates the image from the text on the right. The text reads "4 groups of 3".



A domino card with a blue border. On the left side, there are two pineapples. A vertical line separates the image from the text on the right. The text reads "4 groups of 3".

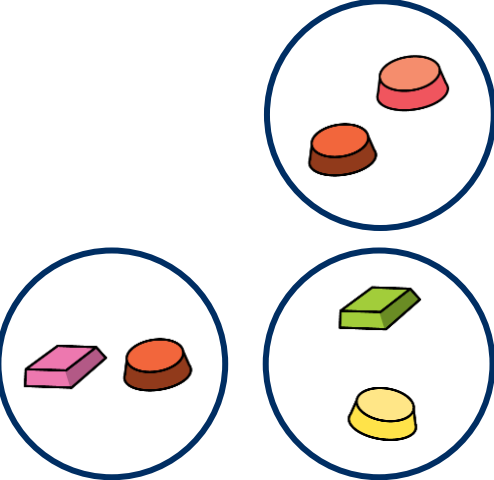
# Equal group dominoes (2 – 4 players)

## Printable 'equal group' domino cards




Three bags of pears, each containing 3 pears.

4 groups  
of 3



Three groups of objects, each containing 4 objects.

3 groups  
of 4




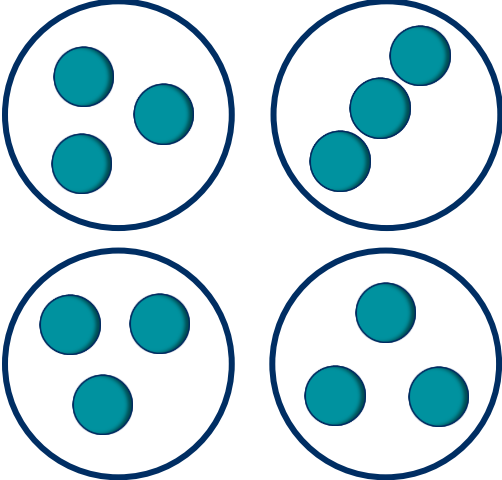
Two bags of apples, each containing 3 apples.

3 groups  
of 4

## Equal group dominoes (2 – 4 players)

### Printable 'equal group' domino cards

|   |                          |
|---|--------------------------|
|  | <p>3 groups<br/>of 4</p> |
|---|--------------------------|

|  |                          |
|--|--------------------------|
|  | <p>3 groups<br/>of 4</p> |
|--|--------------------------|

# Equal group dominoes (2 – 4 players)

## Printable 'equal group' domino cards (blank)

