

KS1 World Poetry Day


Aim:

- To know about World Poetry Day.
- To learn more about poetry.

You will need:

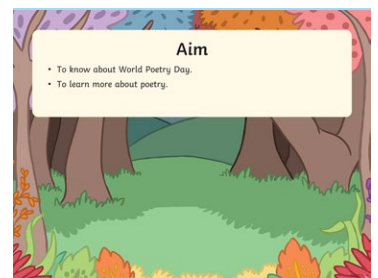
- KS1 World Poetry Day Assembly PowerPoint
- Flipchart and pens
- Examples of some of your favourite poems (optional)

Slide 1: World Poetry Day



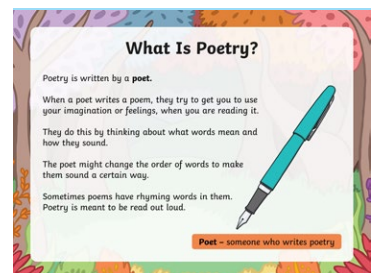
Slide 2: Aims

Share the aims of the assembly.



Slide 3: What Is Poetry?

Read the text on the slide.



Slide 4: What Is World Poetry Day?

Read the text on the slide.



Slide 5: Rhyming Words

Prior to revealing and reading the text, ask the children: **Can you think of any examples of words that rhyme?**

You may wish to write the children's words on a flipchart.

Read the text on the slide.

Can you find the rhyming words?

Listen to the children's ideas and then click and reveal the rhyming words.

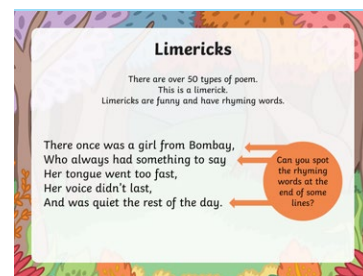


Slide 6: Limericks

Over the next few slides, you may wish to read other examples of these types of poems. Read the text on the slide.

Can you find the rhyming words in the limerick?

How does the rhythm of the poem sound? Elicit that it is bouncy, like a song.



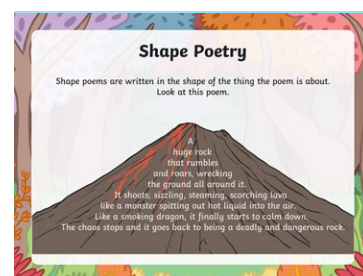
Slide 7: Shape Poetry

Read the text.

What else could we write a shape poem about?

You may wish to write the children's word on a flipchart.

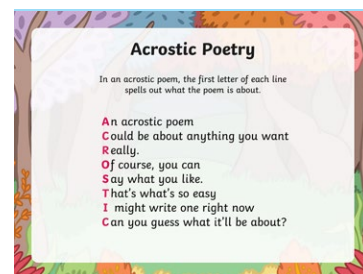
Does this poem have any rhyming words at the end of lines?



Slide 8: Acrostic Poetry

Read the text.

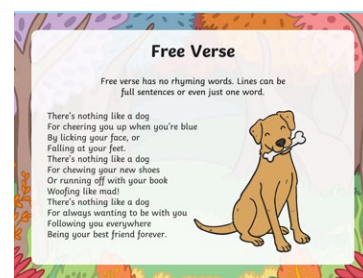
What do the red letters spell?



Slide 9: Free Verse

Read the text.

How does this poem make you feel?



Slide 10: Time to Think

Ask the children to think which poem they liked the most and how they made them feel. **Do you know any poems?**

