






Day	Activity-
Day 1	<p>Flash through the sound cards/play splat the sound</p> <p>Read the following sentences and match them to the correct picture</p> <p>A pink book.</p> <p>The girl is on the chair.</p> <p>The dog is on the stairs.</p> <p>The way in is to the right.</p> <p>The shorts are black.</p>     
Day 2	<p>Choose the correct sound to go in to following words to make real words</p> <p>pl _ s                      or   air   ay</p> <p>cr _ ps                     ow   ee   or</p> <p>l _ t                         igh   air   ir</p> <p>sn _                         ar   oy   ow</p> <p>z _ ms                      oo   ee   ay</p> <p>b _ k                         oy   or   ar</p> <p>Once you have worked out the words can read the sentences below and add the above words to the correct sentence.</p> <p>The boy _____ with a toy.</p> <p>The girl _____ in the night.</p> <p>The _____ is bright.</p> <p>The rocket _____ into the night.</p> <p>The _____ is part of the tree.</p>
Day 3	<p>I spy something green.</p> <p>Write a list of 5 things that are green. Not all the items use the sounds we have learnt just encourage your child to write down the sounds they can hear eg: dinosaur d-igh-n-s-or.</p>



Additional phonic activities:

Squirt the tricky word. Write the tricky words down outside with chalk and squirt them with a water pistol or an empty squeezezy bottle eg: washing up liquid bottle.

Can you read and find the following items:

- green tree
- cat on chair
- red balloon
- yellow hat
- three starfish
- bright sun
- lots of birds
- pink lighthouse

