






Miss Powell's Phonics Group

Here is a guide to the pronunciation of the sounds we have learnt:

<https://www.youtube.com/watch?v=p7hRbrpq5Bo> (please ignore the last 3)

Day	Activity-
Day 1	<p>Flash through the sound cards/play splat the sound Fill in the missing word using the pictures.</p> <p>A pink ____.</p> <p>The ____ is on the chair.</p> <p>The dog is on the ____.</p> <p>The way in is to the ____.</p> <p>The ____ are black.</p>     
Day 2	<p>Choose the correct sound to go in to following words to make real words</p> <p>pl _ s                      or   air   ay</p> <p>cr_ps                      ow   ee   or</p> <p>l_t                          igh   air   ir</p> <p>sn_                         ar   oy   ow</p> <p>z_ms                       oo   ee   ay</p> <p>b_k                         oy   or   ar</p> <p>Once you have worked out the words can read the sentences below and add the above words to the correct sentence.</p> <p>The boy ____ with a toy.</p> <p>The girl ____ in the night.</p> <p>The ____ is bright.</p> <p>The rocket ____ into the night.</p> <p>The ____ is part of the tree.</p>
Day 3	<p>I spy something green.</p> <p>Choose 5 items and write a short story about them. (3 sentences or more) Not all objects use the sounds we have learnt. Just encourage your child to write the sounds they can hear.</p>

