












Day	Activity-
Day 1	<p style="text-align: center;">Flash through the sound cards/play splat the sound Read the following sentences and match them to the correct picture</p> <p>The cat is swimming. The root is growing. The balloon is green. A mouse in a house. The boy and his cars.</p> <div style="display: flex; justify-content: space-around; align-items: center;">    </div> <div style="display: flex; justify-content: space-around; align-items: center; margin-top: 10px;">   </div>
Day 2	<p style="text-align: center;">Flash through the sound cards/play splat the sound Put the following pictures in to the right sound group- oo, air, igh . Sound out the picture and write it down.</p> <div style="display: grid; grid-template-columns: repeat(3, 1fr); gap: 10px;">       </div>
Day 3	<p style="text-align: center;">Ask your child to read the sentences and then write the ending. In brackets I have put suggested ideas however your child can have a go at writing whatever they would like.</p>

