




Monday 4<sup>th</sup> May 2020

Busy Learning Time

Can you choose 3 activities to do?

<p>Every Thursday we gather to say to 'thank you' to the Doctors and Nurses who keep us safe. Can you think of any other jobs/adults who help us? Create a 'thank you' message! (i.e. police, firemen, bin men, teachers etc.)</p>	<p>Create your own emergency vehicle. Think about features such as sirens, horns, hosepipes, ladders or bright colours. You can use resources such as lego, old boxes, bottle lids or cardboard tubes.</p> 	<p>Create your own 'people who help us' costume. Ask your adults nicely if you can borrow a hat, helmet or even a shirt to make a doctors coat! Pretend you are now the person who is helping - what will you do? What would you say?</p>
<p>Make a list of five things that are taller/shorter than you around the house.</p>	<p>Create your own home made scales and compare the weight of some objects around the home:</p> 	<p>Use some lego bricks to measure the length of some objects around your home - which is the longest? Which is the shortest?</p> 
<p>Write down all of the words that rhyme with the word 'play'</p> <p>Can you make a sentence using as many of these as possible?</p>	<p>Choose one of your favourite story books from your collection! Practice talking about why you like the story - what are your favourite bits? Do you have a favourite character?</p>	<p>Write down the following tricky words in different colours and get a family member to check whether you can read them:</p> <p>into the I go</p>