

How Fossils Are Formed

Cut out this template, then stick the six stages of fossilisation onto the template in the correct order.

Finally, fold along the dotted lines to make your fossil picture complete!

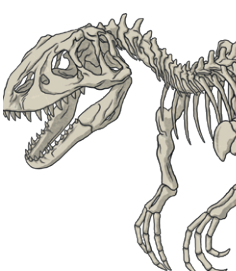






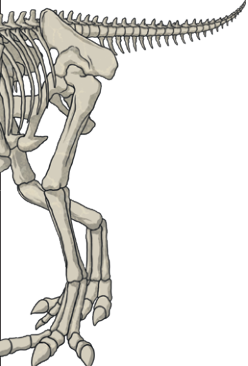
Top tip: Start by folding the middle line (a valley fold) and work outwards, making mountain folds, then valley folds, and so on.










Join **Book Club** to receive printed copies of Originals stories each half-term. Visit [twinkl.co.uk/book-club](https://www.twinkl.co.uk/book-club)



How Fossils Are Formed Answers

	<p>An animal dies. Some parts of the body decay and, usually, only the skeleton is left.</p> 	<p>The skeleton is covered with sand, earth, rock or seabed before the bones can disappear.</p> 	<p>Over a very long time, the bones break down and leave a space in the earth, like an empty mold.</p> 	<p>Minerals slowly fill the space in layers, in the exact shape of the bones.</p> 	<p>Under lots of pressure, the new minerals harden into rock.</p> 	<p>The earth is eroded away by the weather or the sea. The rock fossil is exposed and discovered.</p> 	
---	--	---	---	---	---	---	--



<p>Under lots of pressure, the new minerals harden into rock.</p> 	<p>The skeleton is covered with sand, earth, rock or seabed before the bones can disappear.</p> 	<p>The earth is eroded away by the weather or the sea. The rock fossil is exposed and discovered.</p> 	<p>An animal dies. Some parts of the body decay and, usually, only the skeleton is left.</p> 	<p>Over a very long time, the bones break down and leave a space in the earth, like an empty mold.</p> 	<p>Minerals slowly fill the space in layers, in the exact shape of the bones.</p> 
---	---	--	--	--	---