

Primary (<https://kinderart.com/levels/primary/>), **Junior** (<https://kinderart.com/levels/junior/>), **Middle School** (<https://kinderart.com/levels/middle-school/>), **High School** (<https://kinderart.com/levels/high-school/>).

Grade:

K-2 (<https://kinderart.com/grades/k-2/>), **Grades 3-5** (<https://kinderart.com/grades/grades-3-5/>), **Grades 6-8** (<https://kinderart.com/grades/grades-6-8/>), **Grades 9-12** (<https://kinderart.com/grades/grades-9-12/>).

Age:

5-8 yrs (<https://kinderart.com/ages/5-8-yrs/>), **8-11 yrs** (<https://kinderart.com/ages/8-11-yrs/>), **11-14 yrs** (<https://kinderart.com/ages/11-14-yrs/>), **14 yrs+** (<https://kinderart.com/ages/14-yrs/>).

Written by: Andrea Mulder-Slater [Andrea is one of the creators of KinderArt.com]

Summary:

Students can follow step by step directions to create a spider web drawing. This is a terrific lesson plan for Halloween or any time of the year.

What You Need:

- marker
- paper
- pencil crayons (or markers, or crayons, or even paint)


What You Do:

First, place a tiny dot, somewhere on your paper.




(http://kinderart.com/wp-content/uploads/spider_web1.jpg)

Then, draw an even number of straight lines (6, 8 or 10), from the dot to the edge of the paper.




(http://kinderart.com/wp-content/uploads/spider_web2.jpg)

Now it is time to become a spider! Draw connecting lines on angles, to join the straight lines together – just like a web!




http://kinderart.com/wp-content/uploads/spider_web3.jpg

Colour the web in using two different colours. Don't let the same colour touch itself!



http://kinderart.com/wp-content/uploads/spider_web5.jpg

Voila!



❖ Similar Categories: Autumn Crafts (<https://kinderart.com/category/art-lessons/seasons/autumn/>), Halloween Crafts (<https://kinderart.com/category/art-lessons/seasons/autumn/halloween/>), Drawing Lessons for Kids (<https://kinderart.com/category/art-lessons/drawing/>)

❖ Click [HERE](https://kinderart.com/art-lessons-by-medium/) for Even MORE Art Lesson Plans (<https://kinderart.com/art-lessons-by-medium/>)

Imagine the freedom of done-for-you art lessons.

