


Addition and Subtraction



Year 2 Addition Contents

Add two-digit numbers and tens (crossing 100)

A large, solid purple circle is centered on the page. Inside the circle, the text "Adding Using Number Lines" is written in a white, sans-serif font.

Adding Using
Number Lines

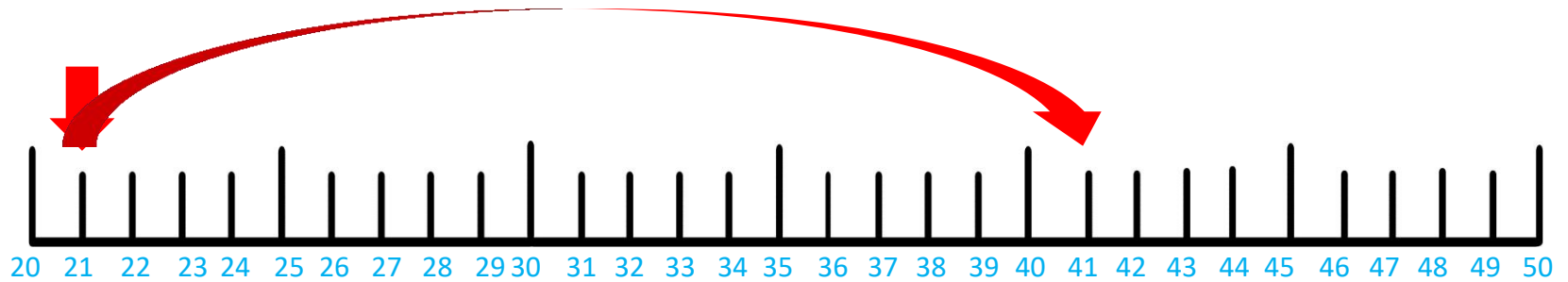
LO: add two-digit numbers and tens

Success Criteria:

- apply knowledge of number bonds up to 10 to tens
- add tens
- add ones

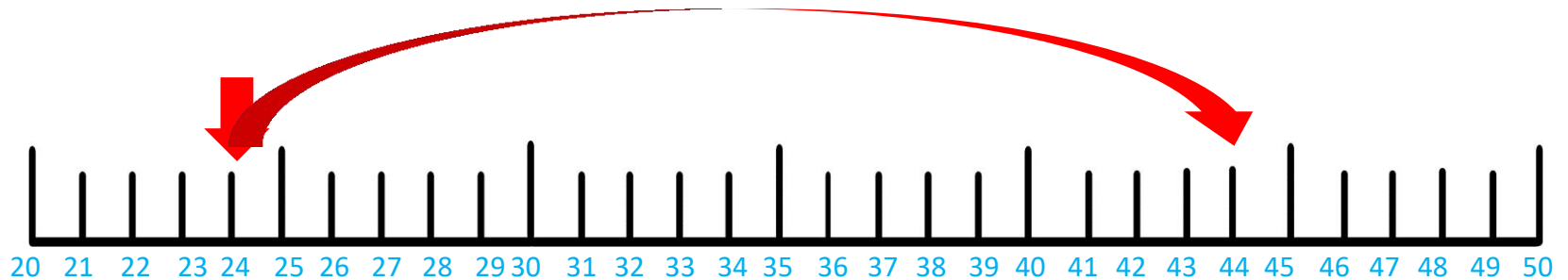
Click for answers.

$$21 + 20 = 41$$



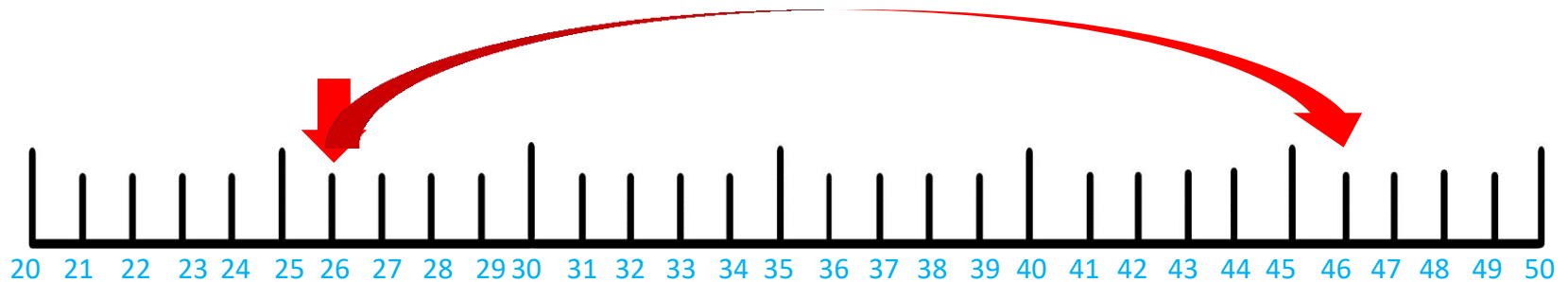
Click for answers.

$$24 + 20 = 44$$



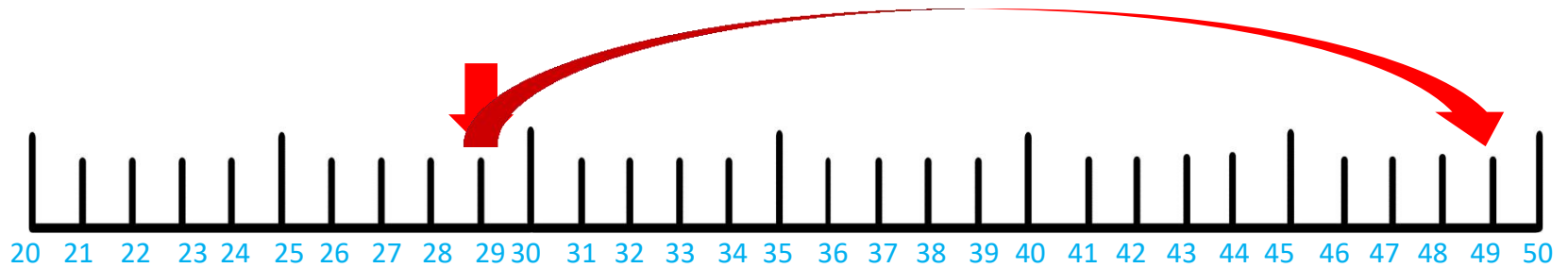
Click for answers.

$$26 + 20 = 46$$



Click for answers.

$$29 + 20 = 49$$



Now use the number line sheets provided to work out the problem below:

$$29 + 20 = 49$$

Now use the number line sheets provided to work out the problem below:

$$14 + 60 = 74$$

Now use the number line sheets provided to work out the problem below:

$$15 + 60 = 75$$

Now use the number line sheets provided to work out the problem below:

$$17 + 60 = 77$$

Now use the number line sheets provided to work out the problem below:

$$18 + 60 = 78$$

Now use the number line sheets provided to work out the problem below:

$$43 + 30 = 73$$

Now use the number line sheets provided to work out the problem below:

$$45 + 30 = 75$$

Now use the number line sheets provided to work out the problem below:

$$48 + 30 = 78$$

Now use the number line sheets provided to work out the problem below:

$$49 + 30 = 79$$

Now use the number line sheets provided to work out the problem below:

$$51 + 40 = 91$$

Now use the number line sheets provided to work out the problem below:

$$52 + 40 = 92$$

Now use the number line sheets provided to work out the problem below:

$$55 + 40 = 95$$

Now use the number line sheets provided to work out the problem below:

$$57 + 40 = 97$$

THE END