

LIFE/work balance

**CLASSROOM** *Secrets*

**#LIFE**workbalance

We have started a #LIFEworkbalance campaign and we need your help to complete our LIFE/work balance survey.

We hope to publish the results soon, so please give 15 minutes of your time to help us get a true picture of school life.

Want to be a part of this campaign? Take the [survey](#) on our website and share it with your colleagues!

## Year 2 – Summer Block 1 – Position and Direction – Describing Movement

### About This Resource:

This PowerPoint has been designed to support your teaching of this small step. It includes a starter activity and an example of each question from the Varied Fluency and Reasoning and Problem Solving resources also provided in this pack. You can choose to work through all examples provided or a selection of them depending on the needs of your class.

### National Curriculum Objectives:

Mathematics Year 2: (2P2) [Use mathematical vocabulary to describe position, direction and movement, including movement in a straight line and distinguishing between rotation as a turn and in terms of right angles for quarter, half and three-quarter turns \(clockwise and anticlockwise\)](#)

More [Year 2 Position and Direction](#) resources.

Did you like this resource? Don't forget to [review](#) it on our website.

# Step 1: Describing Movement

## Introduction

Follow the instructions below.

Stand so that you are facing the whiteboard.

What's to your left? What's to your right?  
What's in front of you? What's behind you?

Now turn so that you are facing the door.

What's to your left? What's to your right?  
What's in front of you? What's behind you?

Why have your answers changed?

## Introduction

Follow the instructions below.

Stand so that you are facing the whiteboard.

What's to your left? What's to your right?  
What's in front of you? What's behind you?

Now turn so that you are facing the door.


What's to your left? What's to your right?  
What's in front of you? What's behind you?

Why have your answers changed?

**The answers have changed because the direction you are facing has changed.**


Varied Fluency 1

In which direction is the ladybird moving?



Varied Fluency 1

In which direction is the ladybird moving?



The ladybird is moving to the left.

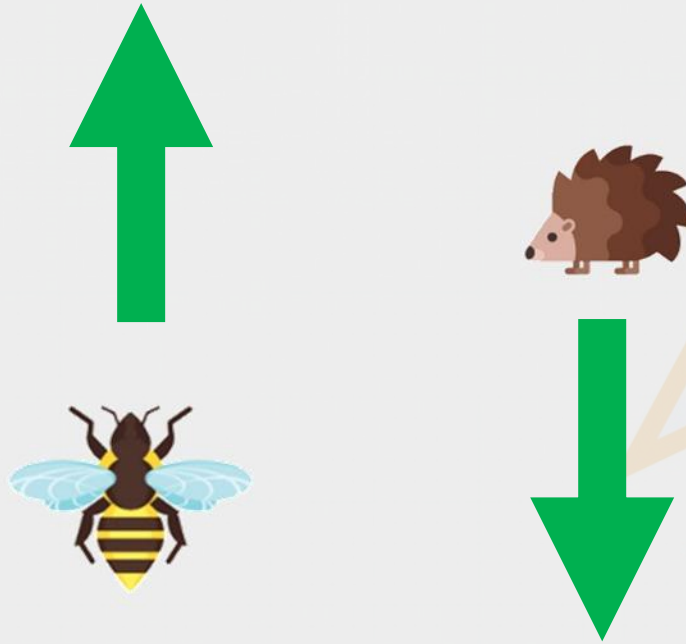
## Varied Fluency 2

In which direction is each creature moving?



## Varied Fluency 2


In which direction is each creature moving?



The wasp is moving forwards, the hedgehog is moving to the left.


Varied Fluency 3

Circle the creature which is moving to the left.



Varied Fluency 3


Circle the creature which is moving to the left.



The crab (the spider is moving forwards).


## Varied Fluency 4

True or false? The bug is to the right of the turkey.



## Varied Fluency 4


True or false? The bug is to the right of the turkey.



True

## Reasoning 1


Ria thinks that if the turtle moves 2 squares to the left, it will find the grass.



Is she correct? Explain how you know.

## Reasoning 1


Ria thinks that if the turtle moves 2 squares to the left, it will find the grass.



Is she correct? Explain how you know.  
Ria is not correct because...

## Reasoning 1

Ria thinks that if the turtle moves 2 squares to the left, it will find the grass.




Is she correct? Explain how you know.

**Ria is not correct because the turtle must move two squares forwards.**


## Problem Solving 1

Write statements using forwards, backwards, left and right to describe how each creature can get to the leaves.



## Problem Solving 1

Write statements using forwards, backwards, left and right to describe how each creature can get to the leaves.




**Various possible answers, for example:**

**The ladybird moves two squares to the right and the bird moves two squares forwards.**

## Problem Solving 2

The treasure is buried 2 squares left of the ship.  
Where is the treasure buried?



## Problem Solving 2

The treasure is buried 2 squares left of the ship.  
Where is the treasure buried?

