

Year 1 – Summer Block 3 – Position and Direction – Describe Position 1

About This Resource:

This PowerPoint has been designed to support your teaching of this small step. It includes a starter activity and an example of each question from the Varied Fluency and Reasoning and Problem Solving resources also provided in this pack. You can choose to work through all examples provided or a selection of them depending on the needs of your class.

National Curriculum Objectives:

Mathematics Year 1: (1P2) [Describe position, direction and movement, including whole, half, quarter and three quarter turns](#)


More [Year 1 Position and Direction](#) resources.

Did you like this resource? Don't forget to [review](#) it on our website.

Step 2: Describe Position 1

Introduction

Match the labels to the direction of the arrows.



up

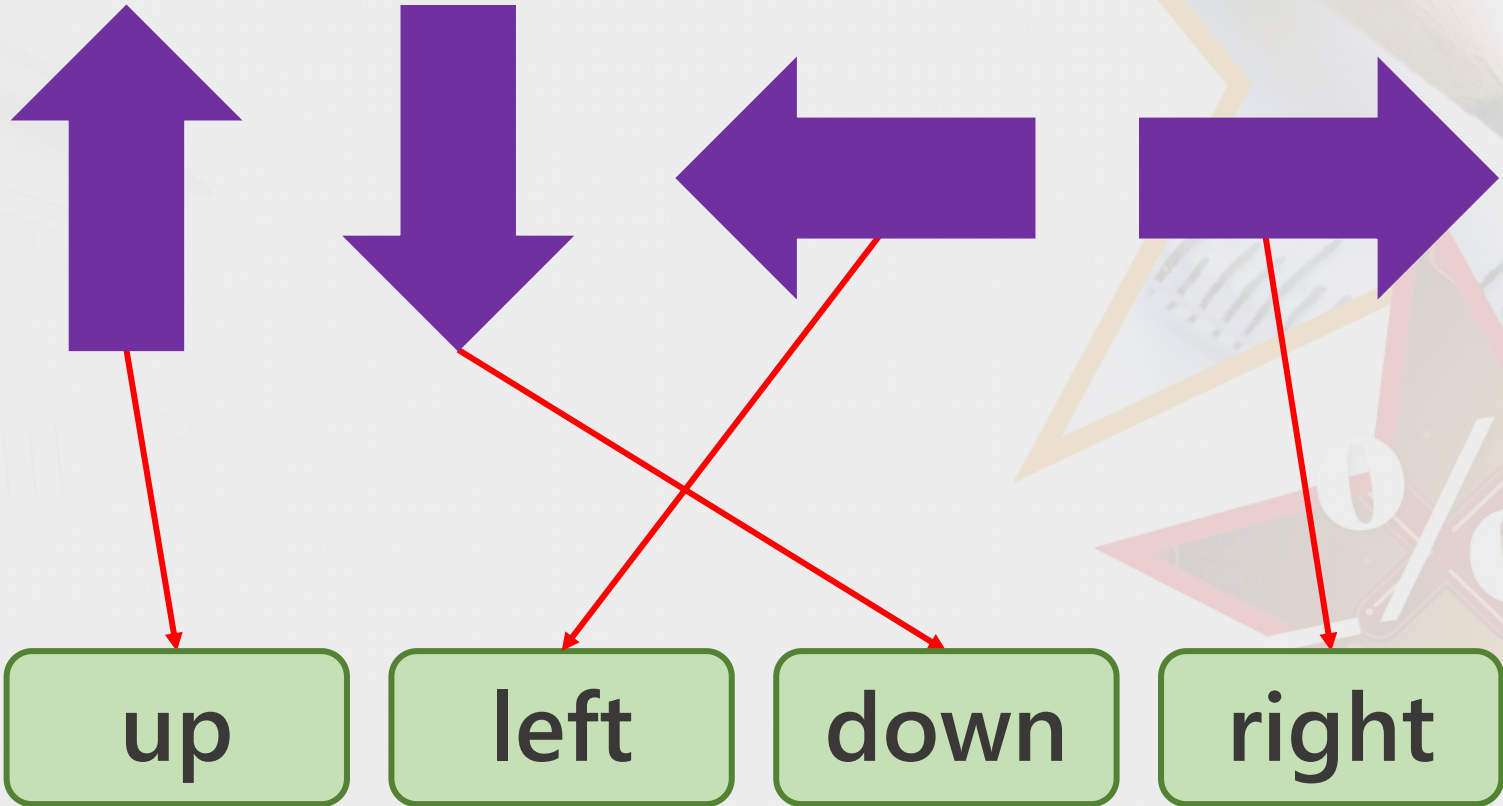
left

down

right

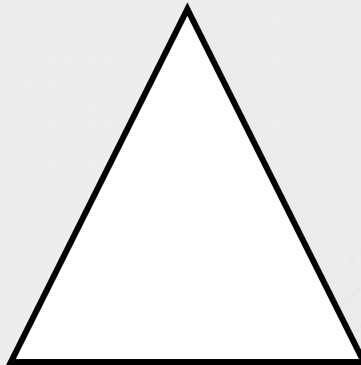


Introduction

Match the labels to the direction of the arrows.






Varied Fluency 1

Colour the shape one place to the left and
one place down from the circle.







Varied Fluency 1

Colour the shape one place to the left and
one place down from the circle.





Varied Fluency 2

Circle the shape that is one place right and one place up from the square.



Varied Fluency 2

Circle the shape that is one place right and one place up from the square.



Varied Fluency 3

True or false?

The doll is up from the ball and to the left of the blocks.



Varied Fluency 3

True or false?

The doll is up from the ball and to the left of the blocks.



False, the doll is up from the ball and to the right of the blocks.

Varied Fluency 4

Which colour car is right of the blue car and down from the red?



blue



red



yellow



purple

Varied Fluency 4

Which colour car is right of the blue car and down from the red?



blue



red



yellow



purple

Problem Solving 1

Fill in the gaps using the word bank.

up

down

left

right

The worm is _____ of the bee and _____ from the snail.

The ladybird is _____ from the bee and _____ of the snail.



Problem Solving 1

Fill in the gaps using the word bank.

up

down

left

right

The worm is **right** of the bee and **up** from the snail.

The ladybird is **down** from the bee and **left** of the snail.



Problem Solving 2

I am one place left and one place down from Beth.

Who am I?



Penny



Beth



Carlos



Jake

Problem Solving 2

I am one place left and one place down from Beth.

Who am I?



Penny



Beth



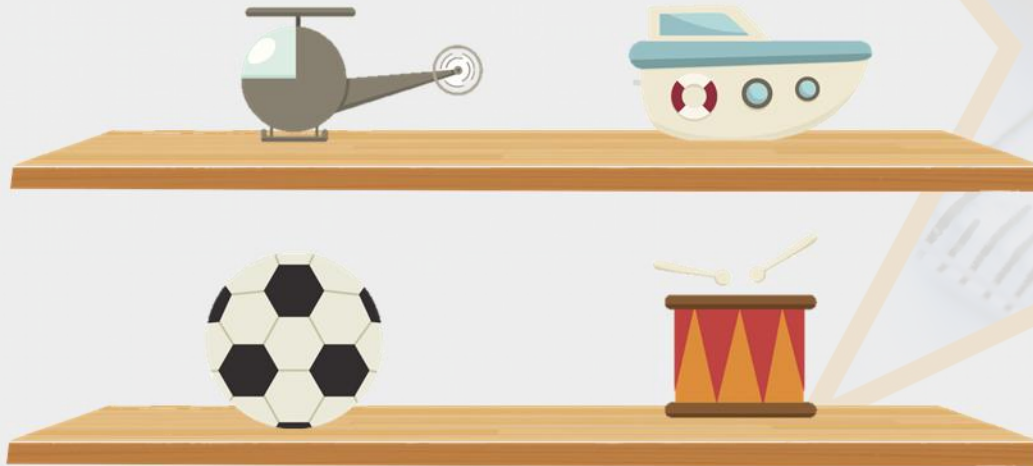
Carlos



Jake

Reasoning 1

Tim says he put his football on the right of the drum and down from the boat.

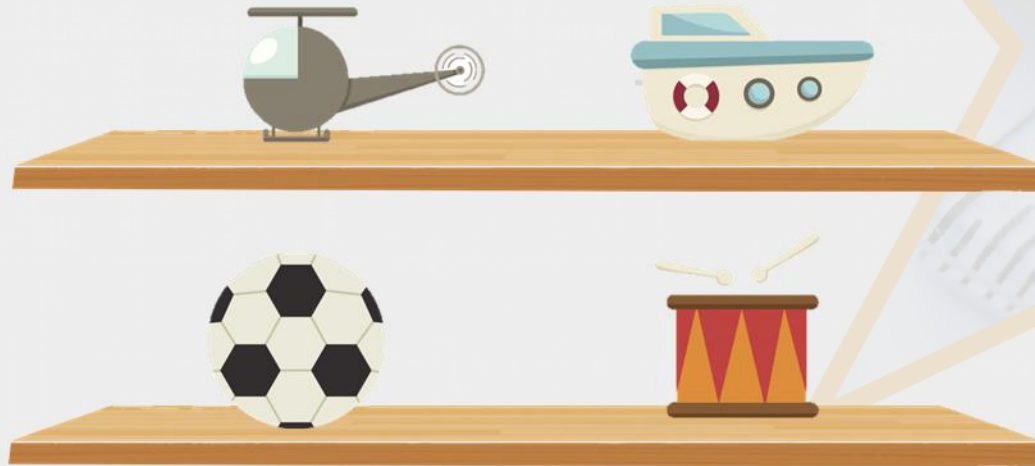


Is he correct?

Explain how you know.

Reasoning 1

Tim says he put his football on the right of the drum and down from the boat.



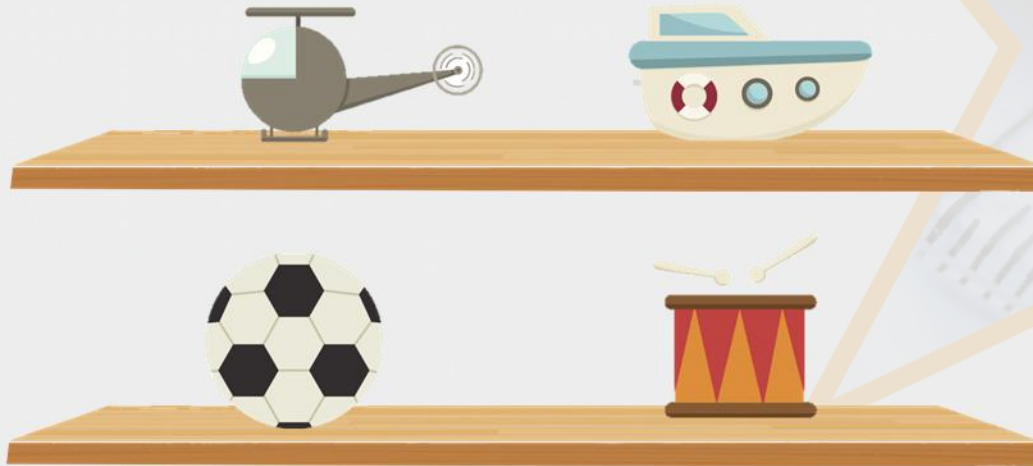
Is he correct?

Explain how you know.

Tim is not correct because...

Reasoning 1

Tim says he put his football on the right of the drum and down from the boat.



Is he correct?

Explain how you know.

Tim is not correct because the football is on the left of the drum.