

Year 1 – Summer Block 3 – Position and Direction – Describe Turns

About This Resource:

This PowerPoint has been designed to support your teaching of this small step. It includes a starter activity and an example of each question from the Varied Fluency and Reasoning and Problem Solving resources also provided in this pack. You can choose to work through all examples provided or a selection of them depending on the needs of your class.

National Curriculum Objectives:

Mathematics Year 1: (1P2) Describe position, direction and movement, including whole, half, quarter and three-quarter turns

More resources which follow the same small steps as White Rose.

Did you like this resource? Don't forget to review it on our website.

Year 1 – Summer Block 3 – Position and Direction

Step 1: Describe Turns

Introduction

Stand up and face the front of the classroom. Follow these instructions. Which ones make a full turn?

	Instructions	Full turn?
1	Make a quarter turn. Make a half turn in the same direction. Make another half turn in the same direction.	
2	Make a half turn. Make a quarter turn in the same direction. Make another quarter turn in the same direction.	
3	Make a three quarter turn. Make a half turn in the same direction.	



Introduction

Stand up and face the front of the classroom. Follow these instructions. Which ones make a full turn?

	Instructions	Full turn?
1	Make a quarter turn. Make a half turn in the same direction. Make another half turn in the same direction.	X
2	Make a half turn. Make a quarter turn in the same direction. Make another quarter turn in the same direction.	✓
3	Make a three quarter turn. Make a half turn in the same direction.	X

Varied Fluency 1


Look at the objects below. How have they moved?

Before	After	Turn
		

Write the correct turn for each object.

Varied Fluency 1


Look at the objects below. How have they moved?

Before	After	Turn
		Half turn
		Quarter turn

Write the correct turn for each object.

Varied Fluency 1

Look at the objects below. How have they moved?

Before	After	Turn
		Half turn
		Quarter turn

The paw print may also make a three-quarter turn to the left.

Write the correct turn for each object.


Varied Fluency 2

Draw this shape after a quarter turn.




Varied Fluency 2

Draw this shape after a quarter turn.



Varied Fluency 3


Draw an arrow in the box to show the direction each object has turned.




Describe the turn each object has made.

Varied Fluency 3

Draw an arrow in the box to show the direction each object has turned.



A quarter turn

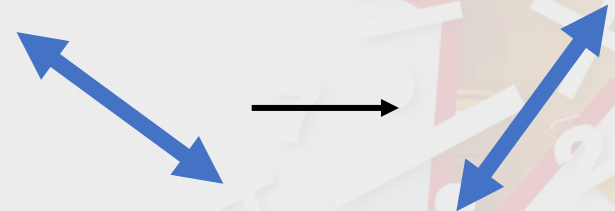
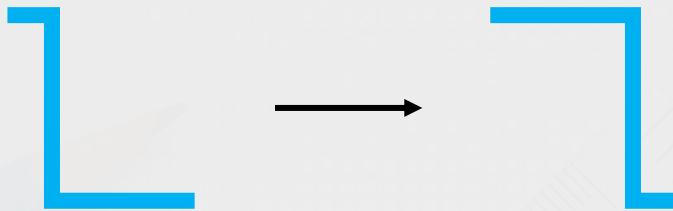



A quarter turn

Describe the turn each object has made.

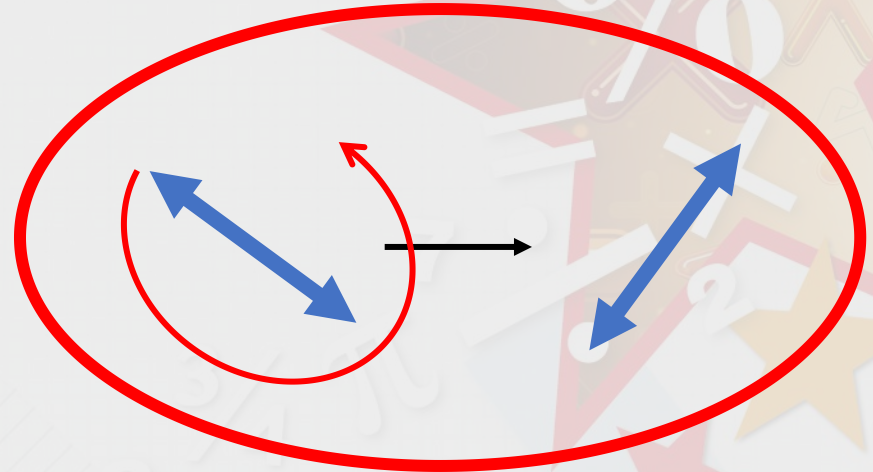
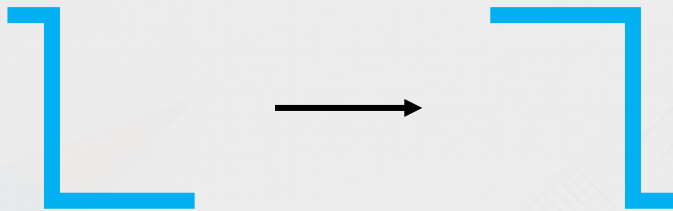
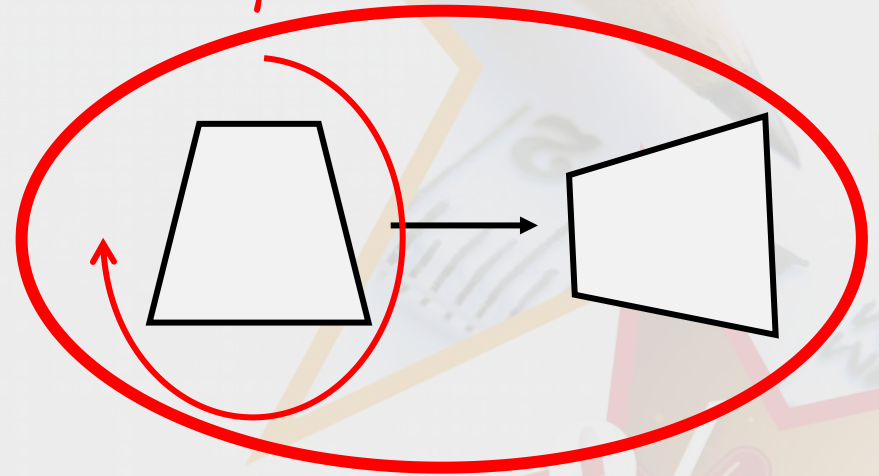
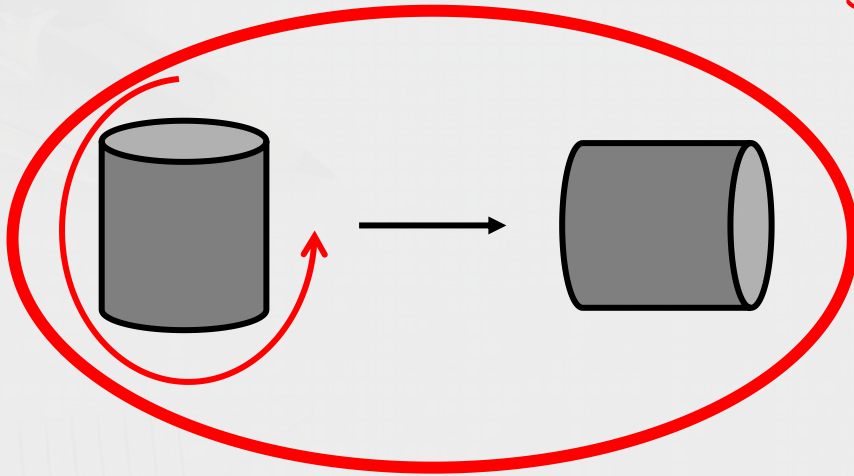
Varied Fluency 4

Circle the shapes which have made a 3 quarter turn.




Varied Fluency 4

Circle the shapes which have made a 3 quarter turn.
Think about which way the shapes could turn.



Problem Solving 1

Joseph has turned his game piece twice, in the same direction.



Which two turns could leave him facing this way?

Problem Solving 1


Joseph has turned his game piece twice, in the same direction.



Which two turns could leave him facing this way?



One full turn
and one quarter
turn



One half turn
and one quarter
turn



One three quarter
turn and one half
turn

Problem Solving 2

The jigsaw pieces need to turn to fit their space.



How should they each turn?

Problem Solving 2

The jigsaw pieces need to turn to fit their space.



How should they each turn?

Reasoning 1


Emily was asked to turn the scissors one quarter turn and one half turn.



Did she follow the instructions? Explain and correct any mistakes you find.

Reasoning 1

Emily was asked to turn the scissors one quarter turn and one half turn.



Did she follow the instructions? Explain and correct any mistakes you find.

Emily has not followed the instructions...

Reasoning 1

Emily was asked to turn the scissors one quarter turn and one half turn.



Did she follow the instructions? Explain and correct any mistakes you find.

Emily has not followed the instructions. She turned the scissors one half turn. She needs to turn them one quarter turn more.