


Dicey doubling (1+ children)

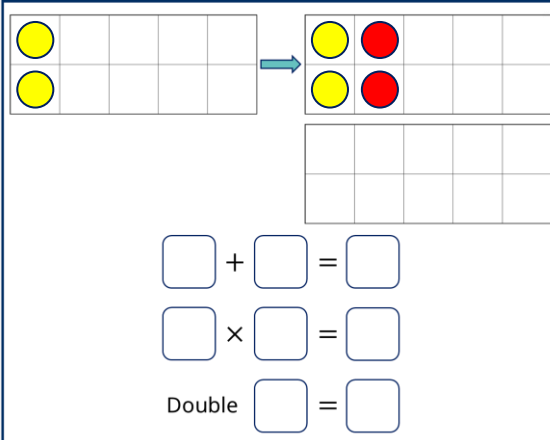


Equipment needed

- Counters
- Dice (1 – 6) or (1 – 9)
- 'Doubling' board

Instructions

1. Roll a dice. 
2. Represent the number shown on the dice using counters on the ten frame on the left side of your doubling mat.
3. Double the number you rolled and represent this on the ten frames on the right side of your doubling mat.

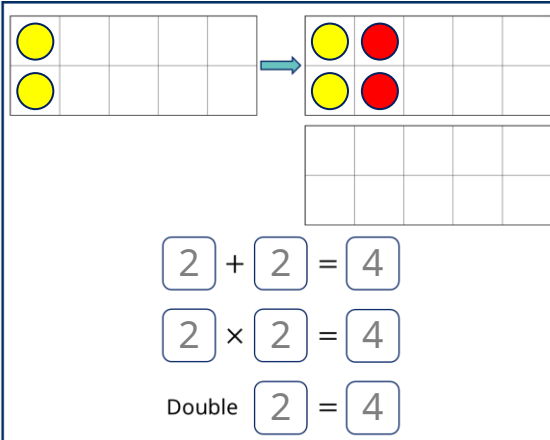


$$\square + \square = \square$$

$$\square \times \square = \square$$

Double $\square = \square$

4. Complete the sentences to match your ten frames.



$$2 + 2 = 4$$


$$2 \times 2 = 4$$

Double 2 = 4

Top tip – Place the counters in pairs when building doubles on your ten frame.

Dicey doubling (1+ children)

Printable 'doubling' board

<table border="1" style="width: 100%; height: 100%; border-collapse: collapse;"> <tr><td style="width: 50%; height: 20px;"></td><td style="width: 50%; height: 20px;"></td></tr> <tr><td style="width: 50%; height: 20px;"></td><td style="width: 50%; height: 20px;"></td></tr> <tr><td style="width: 50%; height: 20px;"></td><td style="width: 50%; height: 20px;"></td></tr> <tr><td style="width: 50%; height: 20px;"></td><td style="width: 50%; height: 20px;"></td></tr> <tr><td style="width: 50%; height: 20px;"></td><td style="width: 50%; height: 20px;"></td></tr> <tr><td style="width: 50%; height: 20px;"></td><td style="width: 50%; height: 20px;"></td></tr> </table>													<table border="1" style="width: 100%; height: 100%; border-collapse: collapse;"> <tr><td style="width: 50%; height: 20px;"></td><td style="width: 50%; height: 20px;"></td></tr> <tr><td style="width: 50%; height: 20px;"></td><td style="width: 50%; height: 20px;"></td></tr> <tr><td style="width: 50%; height: 20px;"></td><td style="width: 50%; height: 20px;"></td></tr> <tr><td style="width: 50%; height: 20px;"></td><td style="width: 50%; height: 20px;"></td></tr> <tr><td style="width: 50%; height: 20px;"></td><td style="width: 50%; height: 20px;"></td></tr> <tr><td style="width: 50%; height: 20px;"></td><td style="width: 50%; height: 20px;"></td></tr> </table>													<table border="1" style="width: 100%; height: 100%; border-collapse: collapse;"> <tr><td style="width: 50%; height: 20px;"></td><td style="width: 50%; height: 20px;"></td></tr> <tr><td style="width: 50%; height: 20px;"></td><td style="width: 50%; height: 20px;"></td></tr> <tr><td style="width: 50%; height: 20px;"></td><td style="width: 50%; height: 20px;"></td></tr> <tr><td style="width: 50%; height: 20px;"></td><td style="width: 50%; height: 20px;"></td></tr> <tr><td style="width: 50%; height: 20px;"></td><td style="width: 50%; height: 20px;"></td></tr> <tr><td style="width: 50%; height: 20px;"></td><td style="width: 50%; height: 20px;"></td></tr> </table>												
		<table style="width: 100%; text-align: center;"> <tr> <td style="width: 33%;"><input style="width: 80%; height: 40px;" type="text"/></td> <td style="width: 33%;"><input style="width: 80%; height: 40px;" type="text"/></td> <td style="width: 33%;"><input style="width: 80%; height: 40px;" type="text"/></td> </tr> <tr> <td> </td> <td> </td> <td> </td> </tr> <tr> <td><input style="width: 80%; height: 40px;" type="text"/></td> <td><input style="width: 80%; height: 40px;" type="text"/></td> <td><input style="width: 80%; height: 40px;" type="text"/></td> </tr> <tr> <td>+</td> <td>×</td> <td>Double</td> </tr> <tr> <td><input style="width: 80%; height: 40px;" type="text"/></td> <td><input style="width: 80%; height: 40px;" type="text"/></td> <td></td> </tr> </table>	<input style="width: 80%; height: 40px;" type="text"/>	<input style="width: 80%; height: 40px;" type="text"/>	<input style="width: 80%; height: 40px;" type="text"/>				<input style="width: 80%; height: 40px;" type="text"/>	<input style="width: 80%; height: 40px;" type="text"/>	<input style="width: 80%; height: 40px;" type="text"/>	+	×	Double	<input style="width: 80%; height: 40px;" type="text"/>	<input style="width: 80%; height: 40px;" type="text"/>																						
<input style="width: 80%; height: 40px;" type="text"/>	<input style="width: 80%; height: 40px;" type="text"/>	<input style="width: 80%; height: 40px;" type="text"/>																																				
<input style="width: 80%; height: 40px;" type="text"/>	<input style="width: 80%; height: 40px;" type="text"/>	<input style="width: 80%; height: 40px;" type="text"/>																																				
+	×	Double																																				
<input style="width: 80%; height: 40px;" type="text"/>	<input style="width: 80%; height: 40px;" type="text"/>																																					